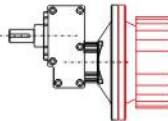
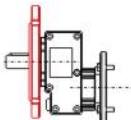
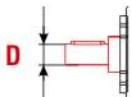

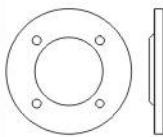
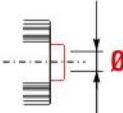
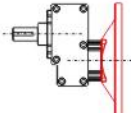
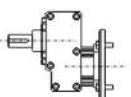
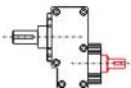
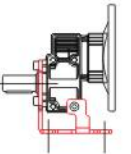


# HOW TO ORDER

Typical Product Code

P	411A	F	1.57	X	U	W	B3
Input Style	Reducer Type/Size	Mounting	Ratio	Output Shaft Diameter	Output Flange Diameter	Input Fl. NEMA Frame Size	Mounting Position
<p>Motorized M</p> 	<p>411A 511A</p>	<p>Output Flange Mounted -F</p> 	<p>See technical data table</p>	 <p>411A <i>X = Dia 0.625"</i></p> <p>511A <i>Y = Dia 1.125"</i></p>	 <p><i>N = Without Flange</i></p> <p>411A <i>U = Nema 143/5TC</i></p> <p>511A <i>U = Nema 143/5TC</i> <i>W = Nema 182/4TC</i></p>	 <p><i>W = Nema 56C</i> <i>X = Nema 143-5TC</i> <i>Y = Nema 182-4TC</i></p> <p>Input Bore NEMA</p>  <p><i>K = Without Flange ø5/8"</i> <i>N = Without Flange ø5/8"</i> <i>S = Without Flange ø1 1/8"</i></p>	<p>See technical data table</p>
<p>Predisposed P</p> 		<p>Without Flange Feet -N</p> 					
<p>Type "R" R</p> 		<p>Feet Mounted H1</p> 					
<p>Modular Base B</p> 