
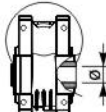
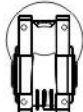
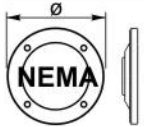
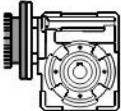
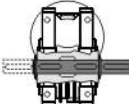


HOW TO ORDER



Type	Size	Ratio	Hub	Output shaft	Motor size
K	45A	10	U	O	W
 K	K45A K50A K63A K85A	See technical data table	 U	 Ø	 NEMA
 M			INCH K45A → $\varnothing 0.750''$ K50A → $\varnothing 1.000''$ K63A → $\varnothing 1.250''$ K85A → $\varnothing 1.500''$	 S	With Flange for type P