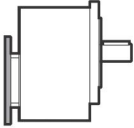
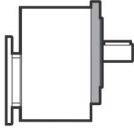
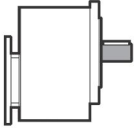
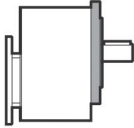
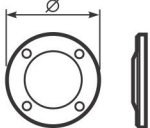
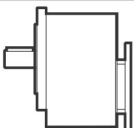
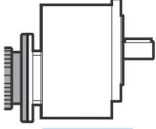
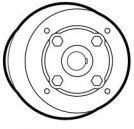
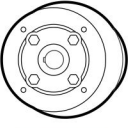


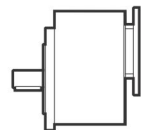
# HOW TO ORDER



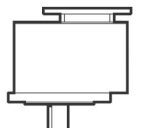
Type	Size	Mounting	Ratio	Output shaft	Output flange	Motor size	Mounting position
<b>P</b>	<b>411I</b>	<b>-F</b>	<b>1.57</b>	<b>X</b>	<b>U</b>	<b>W</b>	<b>B5</b>
 <b>P</b>	<b>411I</b> <b>511I</b>	 <b>-F</b> Foot mounting is not available	See technical data table	 → STANDARD			 <b>B5</b> STANDARD
 <b>M</b>				411I <b>X → ø0.625</b>	411I <b>U → ø6.50</b>	411I <b>W 56C</b> <b>X 143/5TC</b>	 <b>B6</b>
				511I <b>W → ø1.125</b>	511I <b>U → ø6.50</b> <b>W → ø8.88</b>	511I <b>X 143/5TC</b> <b>Y 182/4TC</b>	 <b>B7</b>

## On request


<b>A</b>	Double input / output oil seals
<b>B</b>	Food Grade Lubrication



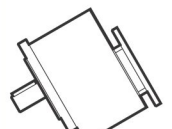
**B8**



**V1**



**V3**



**V8**